


WHY'D THAT COME BACK?

powered by:




**Application: 1990-2008 GM Vehicles
with 4 cylinder and V6 engines**

- ▶ **Symptom:** Repeat starter failure, no start condition, no crank condition, or intermittent no start condition.
- ▶ **Cause:** Oil, or other fluid, leaking from the engine.
- ▶ **The Solution:** Repair the leaks causing oil, or other fluids to drip onto the starter.



Oil Covered Starter




Replacement Starter

Failure to repair these fluid leaks will cause premature failure of the replacement starter

If your 1990-2008 GM vehicle has a 4 cylinder, or V6 engine and is suffering from one or more of the symptoms listed above, it may be caused by oil or other fluids leaking from the engine. After removing the starter from the vehicle, carefully inspect for evidence of oil, or other fluids on the starter which will indicate engine leaks. Failure to repair these fluid leaks will cause contamination of the starter internal components, causing premature failure of the replacement starter.

When replacing the starter don't just inspect the starter, carefully inspect the mounting surfaces on the engine and transmission for signs of fluids, rust, or corrosion. This must be cleaned before installing the replacement starter to insure good ground continuity.

Finally, check all the fuses in this application. The "S" terminal wire is fused and if it gets shorted out, you need to back track this wire into the fuse block to check that specific fuse. Don't forget to also check the battery to make sure it is fully charged and has 12.60 volt or higher state of charge.



Contaminated Starter on a GM Vehicle

Check out the video for this issue by scanning the QR code or head to: <https://youtu.be/j7pf83p8b24>



**TECHNICAL SUPPORT
800-228-9672**

ASE Certified Technicians are Standing by 7 days a week.



motorcar parts of america, inc.
motorcarparts.com